

**L.S. Models**  
*Exclusive*

*HO/TT/M*

**Nürnberg**

**2015**

## Vectron MS/AC/DC



**16 060 = / 16 060S = ▶ / 16 560 ~ / 16 560S ~ ▶**

**Ep. V**

MS Prototype, 6400 Kw, 200 Km/h, white, n° 193 901

**16 061 = / 16 061S = ▶ / 16 561 ~ / 16 561S ~ ▶**

**Ep. V**

MS Prototype, 6400 Kw, 200 Km/h, white with DNA design, n° 193 902

**16 062 = / 16 062S = ▶ / 16 562 ~ / 16 562S ~ ▶**

**Ep. V**

AC Prototype, 6400 Kw, 200 Km/h, white, n° 193 921

**16 063 = / 16 063S = ▶ / 16 563 ~ / 16 563S ~ ▶**

**Ep. V**

AC Prototype, 6400 Kw, 200 Km/h, white with Europa flags, n° 193 922

**16 064 = / 16 064S = ▶ / 16 564 ~ / 16 564S ~ ▶**

**Ep. V**

DC Prototype, 5200 Kw, 160 Km/h, white with red containers, n° 193 951

**16 066 = / 16 066S = ▶ / 16 566 ~ / 16 566S ~ ▶**

**Ep. VI**

Railpool, silver, blue banner, big Railpool inscription, n° 91 80 6193 802-6 D-Rpool

**16 067 = / 16 067S = ▶ / 16 567 ~ / 16 567S ~ ▶**

**Ep. VI**

Railpool, silver, blue banner, logo retrack, n° 91 80 6193 801-8 D-Rpool

**16 068 = / 16 068S = ▶ / 16 568 ~ / 16 568S ~ ▶**

**Ep. VI**

Railpool, silver, orange banner, n° 91 80 6193 922-2 D-Rpool

**16 069 = / 16 069S = ▶ / 16 569 ~ / 16 569S ~ ▶**

**Ep. VI**

Railpool, silver, orange banner Northrail, logo Skandinaviska Jembanor, n° 91 80 6193 922-2 D-Rpool

**16 070 = / 16 070S = ▶ / 16 570 ~ / 16 570S ~ ▶**

**Ep. VI**

MRCE, black, white front, big MRCE grey logo, n° 91 80 6193 850-5 D-DISPO

**16 071 = / 16 071S = ▶ / 16 571 ~ / 16 571S ~ ▶**

**Ep. VI**

BoxXpress.de, white/blue, big inscription, n° 91 80 6193 840-6 D-BOXX

**16 072 = / 16 072S = ▶ / 16 572 ~ / 16 572S ~ ▶**

**Ep. VI**

MRCE, black/blue, big inscription boxXpress.de, n° 91 80 6193 852-1 D-DISPO

**18 003 = / 18 003S = ▶ / 18 503 ~ / 18 503S ~ ▶**

**Ep. VI**

DB Schenker Rail Polska, red, DB logo, n° 91 51 5170 037-3 PL-DBSRP

**18 004 = / 18 004S = ▶ / 18 504 ~ / 18 504S ~ ▶**

**NEW**

**Ep. VI**

ELL, yellow, RegioJet, n° 91 80 6193 214-4

**18 005 = / 18 005S = ▶ / 18 505 ~ / 18 505S ~ ▶**

**NEW**

**Ep. VI**

A-CARGO, yellow/silver, blue lines, CargoServ, n° 91 81 1193 890-1

**17 110 = / 17 110S = ▶ / 17 610 ~ / 17 610S ~ ▶**

**NEW**

**Ep. VI**

ELL, black, green line, SBB Cargo, n° 91 80 6193 209-4

**17 401 = / 17 401S = ▶ / 17 901 ~ / 17 901S ~ ▶**

**NEW**

**Ep. VI**

FuoriMuro, white/blue, red front, n° 91 83 2191 003-9 I-FMR

**ET 403**



Foto W. Bündgen



Set 16 001 / 16 501 / 16 001 S / 16 501 S      403 001-1 / 404 001-0 / 404 101-8 / 403 002-9      ET 403

Set 16 002 / 16 502 / 16 002 S / 16 502 S      403 003-7 / 404 002-8 / 404 102-6 / 403 004-5      ET 403

16 003    404 103-4    Speisewagen, Ergänzungswagen

16 004    404 003-6    Großraumwagen, Ergänzungswagen



Foto Saml. O. Strüber



Set 16 005 / 16 505 / 16 005 S / 16 505 S      403 005-2 / 404 003-6 / 404 103-6 / 403 006-0      ET 403

Set 16 006 / 16 506 / 16 006 S / 16 506 S      403 001-1 / 404 001-0 / 404 101-8 / 403 002-9      ET 403

16 007    404 102-6    Speisewagen, Ergänzungswagen

16 008    404 002-8    Großraumwagen, Ergänzungswagen

## BR 120



16 081 / 16 581 / 16 081 S / 16 581 S	120 001-3	rot/beige, Ablieferungszustand, DB logo, SBS80al Stromabnehmer, Dach Vorserienversion
16 082 / 16 582 / 16 082 S / 16 582 S	120 005-4	rot/beige, angepasste Farbtrennung, Erstabnahme, geänderte Front nach Umbau, DB logo, SBS80al Stromabnehmer, Dach Vorserienversion
16 083 / 16 583 / 16 083 S / 16 583 S	120 116-9	orientrot, großer Latz, altes DB logo, SBS81 Stromabnehmer, Dach Serienversion
16 084 / 16 584 / 16 084 S / 16 584 S	120 136-7	orientrot, kleiner Latz, DBAG logo, SBS81 Stromabnehmer, Dach Serienversion
16 085 / 16 585 / 16 085 S / 16 585 S	120 120-1	verkehrsrot, geänderte Frontausstattung, DBAG logo, SBS81 Stromabnehmer, Dach Serienversion



**New** 16 086 - 16 086 S - 16 586 - 16 586 S BR 120, DBAG Logo Ep.VI

***BR 120 + MRz 200 Km/h***



***Exklusiv für Model World***



Foto Ralf WIEMANN

***New*** 16 089 - 16 089 S - 16 589 - 16 589 S BR 120 + MRz + MRz, 200 Km/h, grüne Farbgebung, Ep.IV

***New*** Set 46 300 MRz + MRz + MRz, 200 Km/h, ozean blau/elfenbein, Ep.IV



Foto Ralf WIEMANN

***Mr-a/26***



Foto Ralf WIEMANN

***In Vorbereitung***

## BR 101



**New** 16 038 - 16 038 S - 16 538 - 16 538 S BR 101, DBAG Logo Ep.VI

## E 186 Traxx



Photo S. Lenglet

10 110 - 10 110 S - 16 610 - 16 610 S E 186161 Ep.V-VI

10 111 - 10 111 S - 16 611 - 16 611 S E 186172 Ep.V-VI

## Class E 186 / 28-<sup>2</sup> / 29



Photo D. Piron

12 145 - 12 145 S - 12 645 - 12 645 S 2818 Ep.V-VI

12 146 - 12 146 S - 12 646 - 12 646 S 2840 Ep.V-VI

12 147 - 12 147 S - 12 647 - 12 647 S 2901 Ep.V-VI

# **NS Traxx + ICRm**



## **Benelux - Bruxelles-Amsterdam**

**14 012/14 512/14 012 S/14 512 S**  
Traxx + ICRm A + ICRm Bs (Pilot)

**44 210** ICRm B + ICRm B

**44 211** ICRm B + ICRm B



Foto W. van der Houven



Foto P. Kranendonk



Foto W. van der Houven

## **Intercity Direct - Amsterdam-Breda**

**14 013/14 513/14 013 S/14 513 S**  
Traxx + ICRm A + ICRm A

**14 014/14 514/14 014 S/14 514 S**  
Traxx + ICRm BDs (Pilot)

**44 215** ICRm B + ICRm B

**44 216** ICRm B

## **Single locomotive**

**14 015/14 515/14 015 S/14 515 S**  
Traxx



Foto P. Kranendonk



Foto P. Kranendonk

## **Testtrein Traxx 186 \***

**14 016/14 516/14 016 S/14 516 S**  
Traxx + ICRm B + ICRm B (yellow/blue)

**44 220** ICRm B + ICRm B (white/red)

**44 221** ICRm B (white/red)

First class cars and pilot cars are only available in sets, in combination with a locomotive.

\* Limited edition 100 pieces

**WLABMZ**



**New** Set 48 151 Bcmz + Bcmz + WLABmz, blau, CD Logo, JLV Logo Ep.VB

**WLABmz 173.1**



**New** 46 027 WLABmz1 73.1, weiß/rot, DBAG Logo Ep.VI



**New** 46 028 WLABmz1 73.1, weiß/rot, DBAG Logo Ep.VB

**WLABmz 173.1**



**New** 49 027 WLABmz1 73.1, weiß/rot, ohne Aufschrift City Night Line, DBAG Logo



**New** 49 028 WLABmz1 73.1, weiß/rot, Aufschrift City Night Line, ohne DBAG Logo Ep.VB



# ***UIC type Y***



Set 40 451 A9 + A9 (vert, bogies Y24 marquage 1964) + Wr Breda (bleu, monogramme, SNCF) Ep. III d



Set 40 452 B10 + B10 + B10 vert, bogies Y24 marquage 1964 Ep. III d



40 453 B10 vert, bogies Y24 marquage 1964 Ep. III d



Set 40 454 "Sud-Express" A7D (rouge, bogies Y28) + Vru (rouge, bogies Y26) + VSP CA (bleu/crème, bogies L, bourrelets) marquage UIC Ep. III d



Set 40 455 "Etendard" A7D + A9 + A9 rouge, bogies Y28, marquage UIC, Ep. III d



Set 40 456 "Etendard" A9 + A9 (rouge, bogies Y28) + Vru (rouge, bogies Y26), Ep. III d, marquage UIC



Set 40 457 A9 + A9 (vert, bogies Y24, logo SNCF encadré jaune) + Vru (rouge, bogies Y26), Ep. III d-IV a, marquage UIC



Set 40 458 B10+B10+B10 (vert, bogies Y24, marquage UIC, logo SNCF encadré jaune, Ep. III d-IV a



40 459 B10 vert, bogies Y24, marquage UIC, logo SNCF encadré jaune, Ep. III c-IV a



Set 40 460 A4B5+B10+B5D vert & gris, bogies Y24, TER "Rhone-Alpes" Ep. Vc-VI



40 461 A4B5 vert & gris, bogies Y28, TER "Rhone-Alpes" Ep. Vc-VI

## Eurofima FS



Photo David Campione - Ferrovie.it

**New** 47 456 A9, XMPR, white/green, blue line, Ep.IV

**New** 47 457 B11, XMPR, white/green, blue line, Ep.IV

**New** 47 458 B11, XMPR, white/green, blue line, Ep.IV

**New** 47 459 A9, intercity, white/green, blue line, Ep.IV

**New** 47 460 B11, intercity, white/green, blue line, Ep.IV

**New** 47 461 B11, intercity, white/green, blue line, Ep.IV



Photo David Campione - Ferrovie.it



Photo Collection F.Chinelli

**New** 47 462 A9, Bigrigia, dark grey/middle grey, yellow line, Ep.IV

**New** 47 463 B11, Bigrigia, dark grey/middle grey, yellow line, Ep.IV

**New** 47 464 B11, Bigrigia, dark grey/middle grey, yellow line, Ep.IV

## Avmz 207

**New** 46 170 A9, rot / elfenbein, Ep.IV



Photo Werkfoto LHB


**I 10**

**New** Set 42 059 BII + BII, without airco, CI, Ep.IV-V

Set 42 064 AII + BII + BII, without airco, CI, Ep.IV-V

Set 42 065 BII + BII, with airco, CI, Ep.IV-V

42 066 AII, without airco, CI, Ep.IV-V



**(B)**

42 301 A9, CI, origine, Ep.IVa

42 303 BII, CI, origine Ep.IVa

42 304 BII, CI, origine Ep.IVa

42 302 A9, CI, origine, Ep.IVb

42 305 BII, CI, origine Ep.IVb

42 306 BII, CI, origine Ep.IVb



**(B)**

**I 6 Eurofima**



42 331 BcII, blue/dark pink lines, Ep.V

42 332 BcII, blue/light pink lines, Ep.V

42 312 A9, NewLook, bicycle compartment, Ep.V

42 313 BII, NewLook, Ep.V

42 314 BII, NewLook, Ep.V



**New** Set 42 342 BII + BII, NewLook HKX, Ep.VI

**New** 42 341 BII, NewLook HKX, Ep.VI

**New** 42 340 BII, NewLook HKX, Ep.VI

**(B)** Hired to HKX (Hamburg Köln Express)



**Eurofima**



47 302 BcII, blau, weiÙe Band, graues Dach, mit Klimaanlage Ep.IV



47 303 BcII, blau, weiÙe Band, graues Dach, mit Klimaanlage Ep.IV

**T2S**



**New** 47 401 T2S, TEN blue, silver roof, TEN logo, old FS logo Ep.IV



**New** 47 403 T2S, TEN blue, silver roof, TEN logo, old FS logo Ep.IV

**Bcm 246 / Bctm 257**



**New** 48 072 Bcm + Bcm + Bctm, grün, graues Dach, orange Linie Ep.IVab

**RZD WLABmee/WLSRmee/WLABmee**

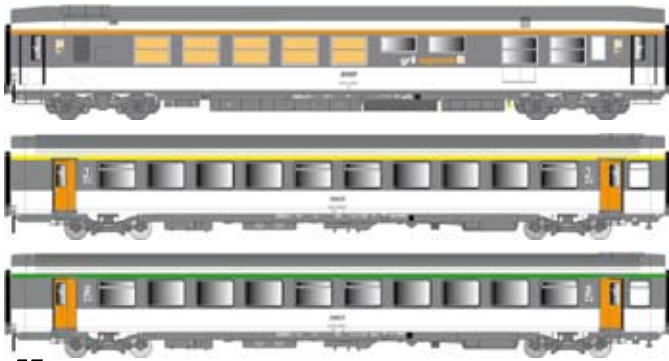


**New** Set 48 024 MOSCOU-BERLIN-PARIS Ep.IV-V

**VTU Le Montaigne**



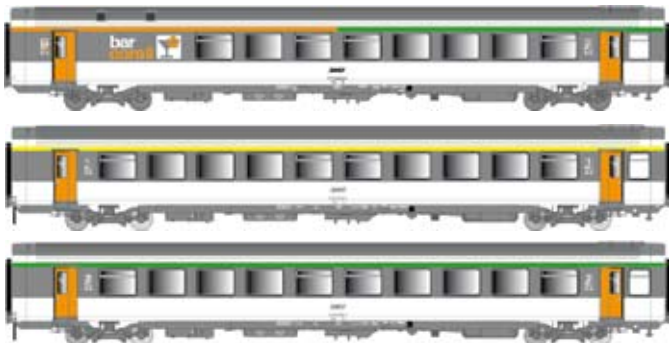
**Set N° 1**



**New** 40 134 GE + A10rtu + B1ltu, logo encadré, Ep.IV

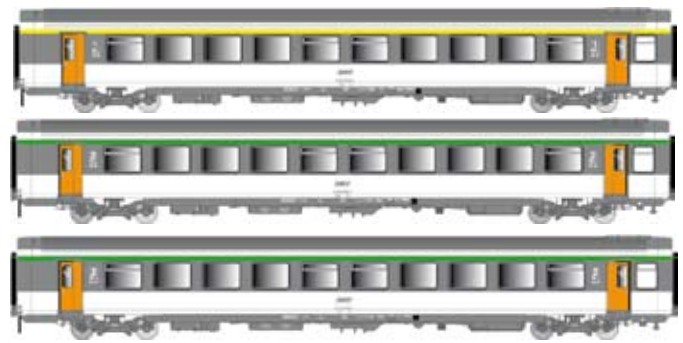


**Set N° 2**



**New** 40 135 B5rtu + A10 rtu + B1l, logo encadré, Ep.IV

**Set N° 3**



**New** 40 136 A10rtu + B1ltu + B1ltu, logo encadré, Ep.IV

## **E.V.S**



Photo F.Albert

Set 30 650 EVS + EVS + EVS clarifex SAINT GOBIN / EVS gris, parois renforcées Ep.III

Set 30 651 EVS + EVS + EVS METEOR / EVS gris, parois renforcées Ep.IV

Set 30 652 EVS + EVS + EVS gris bande jaune, parois renforcées Ep.IV



Photo F.Albert



Photo F.Albert

Set 30 653 EVS + EVS + EVS gris automobiles PEUGEOT, parois renforcées Ep.IV

Set 30 654 EVS + EVS + EVS gris transport GEFCO, parois renforcées Ep.IV

Set 30 655 EVS + EVS + EVS gris service rapide VALLIER, parois renforcées Ep.IV

Set 30 660 EVS + EVS + EVS gris inscriptions blanches, parois planes Ep.IV

Set 30 661 EVS + EVS + EVS champigneulles jaune/rouge, parois planes Ep.IV

Set 30 662 EVS + EVS + EVS brun / blanc, parois planes Ep.IV



Photo F.Albert

**Novatrans**



**New** 30 135 KB Sss, gris, Ep.IV



**New** 30 136 KB Sss, gris, Ep.IV



**New** 30 137 KB, SEGI, Ep.IV



**New** 30 138 KB, SEGI, Ep.IV



**New** 30 298 K1 + MK 82 MAFFRE TRANSPORTS, Ep.V



**New** 30 299 KMr + MK 82 COMETRANS, Ep.V

**Sgss 6-16 / SS69-6**

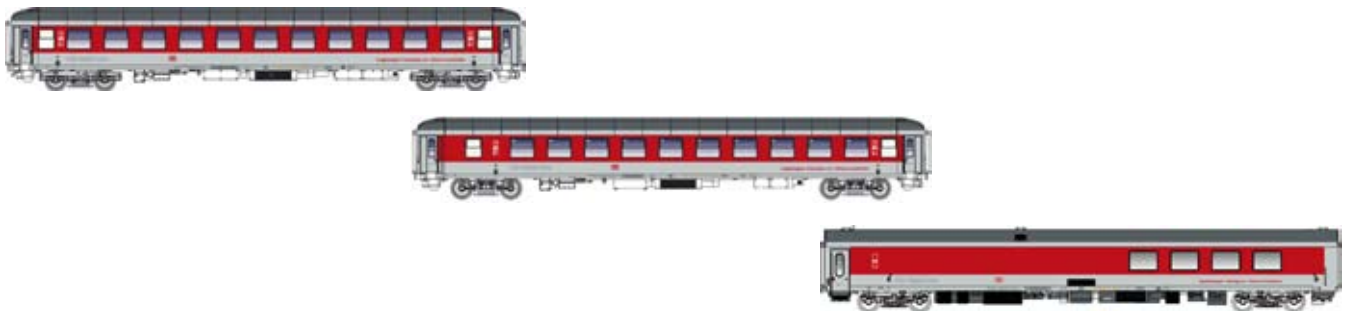


**New** 30 099 Sgss 6-16 + MK 70 Toit blanc Ep.V  
SS69-6 + MK 70 MAXICADRE

WRm / Bvcmbz / Bvcnz / Bpm / BDcm



Set 79 002 WRm+ Bvcmbz+Bvcnz, blau, gelbe Aufschrift City Night Line Ep.V




Set 79 011 WRm+ Bvcmbz+Bvcnz, weiß/rot, Aufschrift City Night Line, DBAG Logo Ep.Vb-VI



Set 79 013 Bvcnz+Bvcmbz, weiß/rot, Aufschrift City Night Line, DBAG Logo Ep.Vb-VI



Set 79 015 Bpm+ Bpm+BDcm, blau, Aufschrift City Night Line Ep.V



Set 79 016 Bpm+ Bpm+BDcm, weiß/rot, Aufschrift City Night Line, DBAG Logo Ep.Vb-VI



WRm / Bvcmbz / Bvcnz / Bpm / BDcm



**New** Set 79 046 Bpm + Bpm, weiß/rot, Aufschrift City Night Line, DBAG Logo, mit/ohne Fahrrad Logo Ep.VI



**New** 79 047 Bpm, weiß/rot, ohne Aufschrift City Night Line, ohne DBAG Logo Ep.VI



**New** 79 048 Bpm, CNL blau, gelbe Aufschrift City Night Line, große Nummer zwei Ep.V



**New** Set 77 016 Bpmz + Bpmz, blau, ÖBB Logo Ep.V



**New** 76 037 Bpm 875.1, CNL blau, Aufschrift DB NachtZug, DBAG Logo Ep.V



**New** 76 038 Bpm 875.0, rot/weiß, Aufschrift DB NachtZug, DBAG Logo Ep.V



**New** Set 76 049 WRm+ Bvcmbz+Bvcnz, weiß/rot, DBAG Logo, neue UIC beschriftung Ep.VI

## RZD WLABmee/WLSRmee/WLABmee



**New** Set 78 024 MOSCOU-BERLIN-PARIS Ep.IV-V



Set 78 026 MOSCOU-BERLIN Ep.IV-V



Set 78 027 MOSCOU-BERLIN Ep.IV-V



Set 78 028 MOSCOU-BERLIN Ep.IV-V



Set 78 029 MOSCOU-NICE Ep.IV-V

**RZD WLABmee/WLSRmee/WLABmee**



**New** Set 58 024 MOSCOU-BERLIN-PARIS Ep.IV-V



Set 58 026 MOSCOU-BERLIN Ep.IV-V



Set 58 027 MOSCOU-BERLIN Ep.IV-V



Set 58 028 MOSCOU-BERLIN Ep.IV-V



Set 58 029 MOSCOU-NICE Ep.IV-V



**New** Set 58 009 WLABmee, blue, white line Ep.V

**L.S. Models**  
*Exclusive*

L.S. MODELS SPRL - BELGIQUE  
RUE BOSFAGNE 31  
B-4950 SOURBRODT

TEL + 32 (0)80 / 86 46 78

FAX + 32 (0)80 / 86 46 77

**Models**  
*Design*

MODELS & DESIGN SA - LUXEMBOURG  
RÉSIDENCE KAULWIES  
24, WÄMPERWEEG  
L-9980 WILWERDANGE

TEL + 352 / 69 19 07 425

E-MAIL : [INFO@LSMODELS.COM](mailto:INFO@LSMODELS.COM)  
SITE : [HTTP://WWW.LSMODELS.COM](http://WWW.LSMODELS.COM)